

SAT School Day

Frequently Asked Questions

Where can my child see their SAT™ scores?

If your child has a College Board online account, they'll receive an email letting them know their scores are ready. Then they can log in at studentscores.collegeboard.org to see their scores and send them to colleges.

Your child's online score report includes detailed information about their test performance, including areas in which they excel and areas in which they may need to continue to develop as they prepare for college. Score reports give students and teachers valuable information to help make sure students will be ready for college-level work once they graduate from high school.

Will my child take the Essay this spring through the ISBE-provided SAT School Day administration?

Yes. ISBE continues to include the Essay, as the Essay helps to fully measure the depth and breadth of the Illinois Learning Standards for English Language Arts.

What do colleges look for in an SAT score?

Each college has its own approach and policy when it comes to SAT scores, so be sure to inquire with each college directly. Remember, SAT scores are just one part of a student's college application. Admission officers factor in high school grades and courses, extracurricular activities, application essays, and recommendation letters when making their decision.

When should students start using Official SAT Practice on Khan Academy®?

There's no hard-and-fast rule, but the more time students spend on Khan Academy, the more likely they'll feel well prepared for the SAT.

We recommend that students create their Khan Academy account in the fall of their junior year. If they've taken the PSAT™ 10, they can use those scores to receive personalized practice for the SAT. If they haven't taken the PSAT 10, they can take a few short quizzes to find out what skills they need to practice. Then they'll have several months to practice before taking the SAT in the spring of their junior year.

Help your child create a practice schedule on Official SAT Practice on Khan Academy and stick to it. As with sports or music, the key to feeling prepared is committing to practice. Students can sign up at satpractice.org.

When should my child start working on college applications?

Ideally, your child would use part of the summer before their senior year to research colleges, check application deadlines, and create their college list. They can also start working on the personal essay some colleges may require.

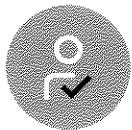
For additional information about the SAT and helping your child plan for college, visit sat.org.

OFFICIAL SAT PRACTICE

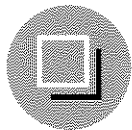
A Parent/Guardian's Guide: Getting Your Teen Ready for the SAT



START




Sign up for Official SAT® Practice at satpractice.org. Official SAT Practice on Khan Academy® is FREE for all students and the best way to prepare for the SAT. Created by Khan Academy and College Board, the makers of the SAT, Official SAT Practice offers thousands of practice questions, video lessons, quizzes and tests, and more.



Link College Board and Khan Academy accounts for a personalized SAT study plan. When your child signs up for Official SAT Practice, make sure their Khan Academy account is linked with their College Board account. This sends your child's PSAT™ 8/9, PSAT™ 10, or SAT scores to Khan Academy to create a customized SAT study plan. A child who doesn't have any test scores can take diagnostic quizzes to receive the study plan.

2-3 MONTHS BEFORE TEST DAY




Create a practice schedule on Official SAT Practice, and stick to it. We recommend that students practice on satpractice.org 15–30 minutes per day starting 6–8 weeks before the test.

2-3 MONTHS BEFORE TEST DAY cont'd



Take a **full-length practice test**. Taking a practice test on Official SAT Practice is a perfect way for students to see what their test day experience will be like.

2 WEEKS BEFORE TEST DAY



Take another **full-length practice test**. Two weeks before every SAT test date is known as **Official SAT Practice Test Day**. On this day, students registered for the SAT should take another full-length practice test at **satpractice.org** to check their progress. This lets students build self-assurance and see exactly where to focus over the next two weeks to get the best possible score.

1 DAY BEFORE TEST DAY



Plan ahead. Triple-check the night before that your child packs everything needed, such as pencils and a calculator, and see that your child gets a good night's sleep.


ON TEST DAY



Relax and be confident. Encourage your child to eat a good breakfast, take it easy, and feel positive. Practice pays off!

For more information, visit **satpractice.org**.

Show up ready on test day.



Official SAT® Practice on Khan Academy® is the best way to prepare for the SAT, and it's free! It's tailored for you, focusing on exactly what you need to practice most. Get started today.



Interactive Problems and Instant Feedback

Get hints, explanations, and constant progress updates to know where you stand.



Video Lessons

Watch easy-to-follow videos that explain problems step by step and give you tips for studying and test day.



Full-Length Practice Tests

Check your progress with our eight official practice tests.



Personalized Study Plan

Connect your College Board and Khan Academy accounts to create a personalized study plan based on your results on any of the PSAT-related assessments or the SAT.




Big Results

Make the most of your time on Official SAT Practice by focusing on three best practices: following your personalized practice recommendations, taking a full-length practice test, and leveling up skills. On average, students who used Official SAT Practice for 6+ hours and demonstrated at least one of these best practice behaviors scored an additional 39 points higher on the SAT than students who didn't.


Sign up for free today at satpractice.org.

Get tools to help spread the word about the benefits of Official SAT Practice at sat.org/practice.

Llega con confianza el día del examen.



La plataforma **Práctica Oficial del SAT® (Official SAT Practice)** con **Khan Academy®** es la mejor manera de prepararse para el SAT, ¡y es gratis! Se adapta a ti, enfocándose exactamente en lo que más necesitas practicar. Comienza hoy.



Problemas interactivos e informes instantáneos

Recibe consejos, explicaciones y actualizaciones constantes de tus avances para saber cómo vas.




Lecciones en video

Ve videos fáciles de seguir que explican los problemas paso a paso, te dan consejos de estudio y cómo presentar el SAT.



Pruebas completas de práctica

Comprueba tu avance con nuestras ocho pruebas de práctica oficiales.



Plan de estudio personalizado

Conecta tus cuentas de College Board y Khan Academy para crear un plan de estudios personalizado con base en los resultados de tu prueba.



Aumentos significativos

Para sacarle mayor beneficio a la práctica oficial del SAT concéntrate en tres consejos de práctica: seguir las recomendaciones de práctica personalizadas, realizar un examen de práctica por completo y aumentar los niveles de practica. Por lo general, estudiantes que le dedicaron un periodo de más de 6 horas a la práctica oficial del SAT y dispusieron de las mejores prácticas demostradas obtuvieron 39 puntos más en el SAT que los estudiantes que no lo hicieron.

Inscríbete hoy gratis en satpractice.org.

Obtenga herramientas para difundir el mensaje sobre los beneficios de la Práctica Oficial del SAT en sat.org/practice.



BIGFUTURE SCHOLARSHIPS

Qualify to win \$40,000 just by planning for your future.

Open to all students in the class of 2023, 2024, and 2025, BigFuture® awards hundreds of \$500 scholarships and at least two \$40,000 scholarships each month to students who take steps toward their career and education after high school. There is no required essay, minimum GPA or test score. You qualify yourself by taking steps to get ready for life after high school. If your family's income is less than \$60,000 per year, you will get extra chances at these scholarships and earn double the entries for every drawing.

- 1 Start Your Career List**
Explore careers that match your interests.
Start: Any time*
Deadline: By the end of February of your senior year
- 2 Build Your College List**
Find two- or four-year colleges that interest you.
Start: Any time
Deadline: By June 30 of your junior year
- 3 Start Your Scholarship List**
Find other scholarships to help you pay for college.
Start: July 1 before your senior year
Deadline: By the end of February of your senior year
- 4 Strengthen Your College List**
Make sure your college list has a mix of reach, match, and safety schools.
Start: July 1 before your senior year
Deadline: By October 31 of your senior year
- 5 Complete the FAFSA**
Fill out the free government form to apply for financial aid.
Start: October 1 of your senior year
Deadline: By the end of February of your senior year
- 6 Apply to Colleges**
Apply to the schools you want to attend.
Start: October 1 of your senior year
Deadline: By the end of February of your senior year

Get started at: bigfuture.org/scholarships



*The "Start Your Career List" step is only open to the class of 2024 and 2025.



BECAS BIGFUTURE

Califica para ganar \$40,000 dólares sólo por planificar tu futuro.

Disponible para todos los estudiantes de las generaciones de 2023, 2024 y 2025, BigFuture® otorga cientos de becas de \$500 dólares y al menos dos becas de \$40,000 cada mes a estudiantes que le dan seguimiento a su carrera y educación después de la secundaria. No se requiere ningún ensayo, GPA mínimo o puntuación de la prueba. Puedes calificar dando pasos al prepararte para la vida después de la secundaria. Si los ingresos de tu familia son inferiores a \$60,000 dólares al año, tendrás más oportunidades en estas becas y obtendrás el doble de entradas para cada sorteo.

1 Empieza tu lista de carreras

Explora carreras que coincidan con tus intereses.

Empieza: En cualquier momento

Fecha límite: A más tardar a finales de febrero de tu último año

2 Haz una lista de universidades

Busca universidades de dos o cuatro años que te interesen.

Empieza: En cualquier momento

Fecha límite: A más tardar el 30 de junio de tu penúltimo año

3 Empieza tu lista de becas

Busca otras becas que te ayuden a pagar la universidad.

Comienza: El 1 de julio antes de tu último año

Fecha límite: A más tardar a finales de febrero de tu último año

4 Mejora tu lista de universidades

Asegúrate de que tu lista de universidades tenga variedad de escuelas difíciles de alcanzar, escuelas que correspondan a tus necesidades y escuelas de ingreso seguro.

Empieza: El 1 de julio antes de tu último año

Fecha límite: A más tardar el 31 de octubre de tu último año

5 Completa el FAFSA

Completa el formulario gratuito del gobierno para solicitar ayuda financiera.

Comienza: El 1 de octubre de tu último año

Fecha límite: A más tardar a finales de febrero de tu último año

6 Solicita ingreso

Solicita ingreso a las universidades que desees.

Comienza: El 1 de octubre de tu último año

Fecha límite: A más tardar a finales de febrero de tu último año

Empieza en: bigfuture.org/scholarships

